

**Indiana University School of Medicine  
Committee Report**

**Committee Name:** IUSM Scholarship Committee

**Committee Chair Name:** Andrew Beckman, M.D. and Doris M. Hardacker, M.D, Co-Chairs

**Committee Chair E-mail:** [Anbeckma@iu.edu](mailto:Anbeckma@iu.edu); [dhardack@iu.edu](mailto:dhardack@iu.edu)

**Meeting Frequency:** 4-5 times annually

---

**What is the mission of your committee? (100 words)**

The Scholarship Committee's primary mission is to choose the best candidates for recruitment scholarships to promote their matriculation into the school of medicine and assure a highly-qualified and diverse entering class. The committee is also responsible for identifying worthy students for merit-based scholarships, need-based scholarships, or students who have unique identifiers that satisfy the donor agreements. This is best done by a small committee that can sift through the data accurately, efficiently, and expediently. The committee also works cooperatively with the Office of Gift Development and other organizations to promote scholarships to be used by Indiana University School of Medicine students.

**What has your committee accomplished this year? (250 words)**

During the 2016-2017 academic year, the Scholarship Committee awarded an estimated total of \$5,138,287 to 713 students. The table below shows the totals that were distributed by type of award.

Type of Award	Dollar Amount	Number of Recipients
Recruitment/Renewal	\$2,613,039	207
Merit-Based	\$375,343	93
Need-Based	\$1,102,915	129
Combined	\$796,089	146
Restricted**	\$1,396,349	260
Senior Recognition Awards	\$13,660	3

\*\* Terms of gift agreement limit the awards to certain geographic regions or certain kinds of recipients (e.g., former high school athlete, etc.).

The table below shows the 2017 spring Recruitment Scholarship activity for the 2017-2018 academic year. The committee identified \$750,325 for the Class of 2021 recruitment. The amount below represents current funding commitments for the Class of 2021.

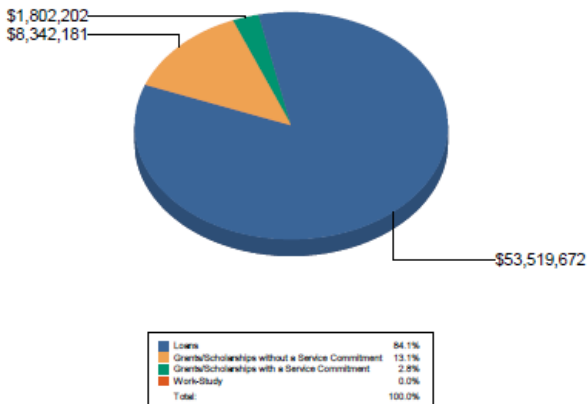
Demographic Group	Dollar Amount	Number of Recipients
Males	\$410,325	25
Females	\$340,000	18
Majority	\$495,500	26
Under-Represented Minority	\$254,825	12
Residents	\$430,325	22
Non-Residents	\$320,000	16

**What goals does your committee have for the next academic year? How can the Faculty Steering Committee help you to accomplish those goals? (150 words)**

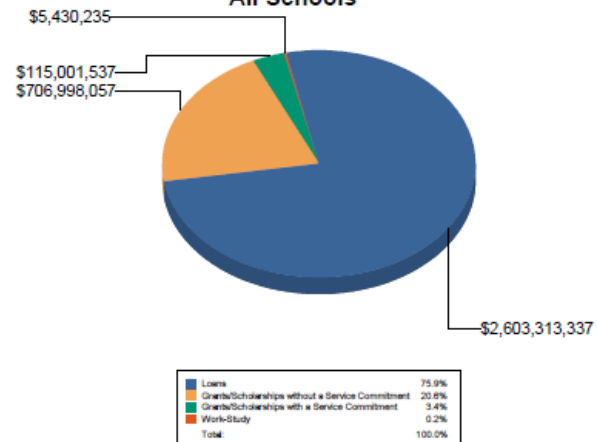
Our primary goal for 2016-2017 academic year will be to continue to work with the IUSM Office of Gift Development in promoting the need for Scholarships. Scholarships continue to be a high priority for the school and is supported by the Dean. More emphasis has been put on raising funding for Underrepresented students.

Additionally, we want to continue to find ways to close the gap on where IUSM is nationally with respect to the amount of scholarship funding our students received compared to the other medical schools. In 2014-15, we were at 15.9 compared to last year at 17.6% of distributed financial aid, still lagging behind on the national average of 24.2%. The 2014-2015 data from the LCME will be out later in April 2017. More scholarship funding will also hopefully translate to closing the gap on overall student indebtedness compared to national averages for public schools and overall.

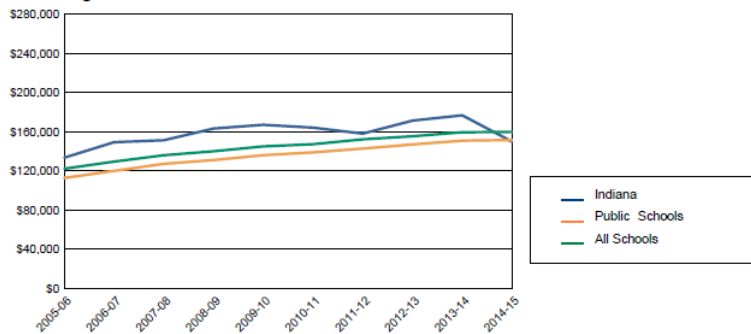
**Distribution of Total Financial Aid  
Indiana**



**Distribution of Total Financial Aid  
All Schools**

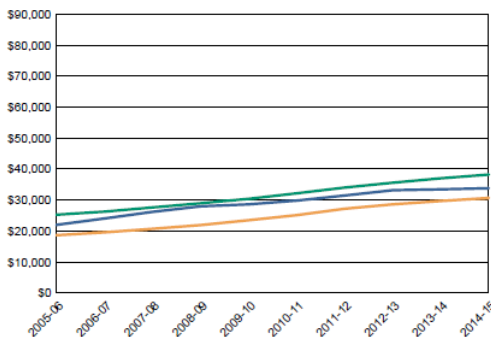


**Average Medical School Debt of Indebted Graduates**

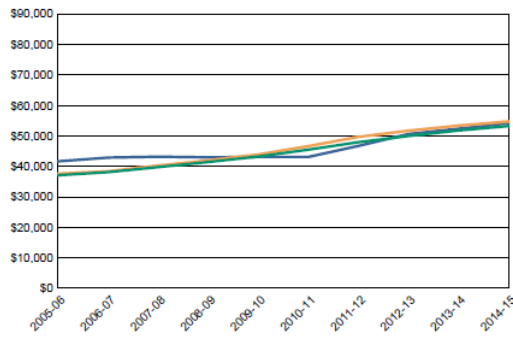


Percentage of Graduates with Medical School Debt	
Indiana	100.0%
Public Schools	83.2%
All Schools	81.7%

**Resident Tuition and Fees for First-Year Students**



**Nonresident Tuition and Fees for First-Year Students**



Sources: LCME Part I-B Student Financial Aid Questionnaire, distributed annually to medical school Financial Aid Administrators  
AAMC Tuition and Student Fees Questionnaire, distributed annually to medical school Principal Business Officers and Financial Aid Administrators